

Write the names of people or things that make you feel safe and protected on these Butterflies. Colour the Butterflies and then cut them out. Glue antennas on the underside and then fold in half and tape to your cylinder.

## Materials






- Colouring pencils or felt tip pens
- Glue
- Sticky tape
- Scissors
- Cardboard template for cylinder (if you download the artwork you will need a thin piece of cardboard like a cereal box to make your cylinder strong enough to stand, glue the cylinder template onto the cardboard, keeping it the same size)
- Paper template for external Butterflies
- Round cardboard for base - see DIY video (8cm round)
- Faux leather, string or wool for the Butterflies' antennas (5 to 10cm long x 10)

## Instructions

- 1 Colour in the Butterflies on the cylinder template. (Page 2)
- 2 Colour in the Butterflies on the paper template. (this page | page 1)
- 3 Take the cardboard template and roll into a cylinder and tape or glue together.
- 4 Carefully cut out the Butterflies from the paper template, write special names or things that make you feel safe and protected.
- 5 Cut 5cm to 10cm lengths x 10 of the leather, string or wool and tape on the underside of the coloured Butterflies, then fold in half ready to glue onto the cylinder.
- 6 Take the cylinder and put four pieces of tape along the bottom edge – this is to stick the base on the cylinder.
- 7 Place the cardboard circle to the cylinder and stick tape down on the Butterfly canister.
- 8 Take your cutout Butterflies and glue each of them onto the outside of the cylinder.

To view the DIY video please go to <https://communiify.org.au>

The Butterfly's transformation process from caterpillar to cocoon to a beautiful Butterfly is often seen as a metaphor for personal growth and change, inspiring hope and renewal during difficult times. This incredible transformation process is a reminder that as a community we must together support the safety and protection of children to ensure they reach their full potential. Protecting children is everybody's business.



QUEENSLAND  
**CHILD**  
**PROTECTION**  
WEEK

GLUE HERE

GLUE HERE

GLUE HERE

Colour in the Butterflies to make them beautiful and roll this sheet into a cylinder and glue together (if you download the template you will need a thin piece of cardboard to glue the page onto to make it strong enough to stand)

THIS IS THE CYLINDER TEMPLATE | PAGE 2